



/ SIGNATURE SERIES

# *The* LUXURY Lift

ELEVATE YOUR HOME WITH SUPERIOR  
INCLUSIONS FOR ONLY \$6,990\*

\*T&C'S APPLY.



# *The* Luxury Lift



**ELEVATE YOUR HOME WITH  
SUPERIOR INCLUSIONS FOR \$6,990\***

Indulge in a higher level of living with our Signature Series homes, now enhanced with this exclusive upgrade package. Featuring sophisticated finishes and thoughtfully curated inclusions, it's your opportunity to create a home that feels refined, considered and effortlessly luxurious.

Give your home the luxury lift it deserves.

## / KITCHEN


- A. BENCHTOP**  
40mm stone benchtop from builder's range
- B. JOINERY**  
Finger pull handles
- C. SPLASHBACK**  
Feature window splashback up to 1800mm, where applicable
- D. OVEN**  
Westinghouse stainless steel 900mm built-in
- E. COOKTOP**  
Westinghouse stainless steel 900mm stainless steel, gas
- F. RANGEHOOD**  
Westinghouse stainless steel 900mm canopy, externally ducted
- G. DISHWASHER**  
Westinghouse 600mm freestanding
- H. MICROWAVE**  
Westinghouse stainless steel 600mm
- I. SINK**  
Double bowl undermount stainless steel sink
- J. WATER POINT**  
Cold water point to fridge space



## / WALK-IN PANTRY

(WHERE APPLICABLE)

- A. JOINERY**  
Finger pull handles
- B. BENCHTOP**  
20mm stone benchtop from builder's range



## / BATHROOM

- A. JOINERY**  
Finger pull handles
- B. BENCHTOP**  
20mm stone benchtop from builder's range
- C. FLOOR & WALL TILES**  
Full height tiling with square set ceiling to bathroom and ensuites with shower as per standard plan
- D. SHOWER ROSE**  
Single rail shower in chrome finish
- E. ACCESSORIES**  
Shower niches to two showers

## / CEILINGS & SKIRTINGS

- A. CEILING HEIGHTS**  
2740mm high ceilings to ground floor and 2440mm high ceilings to first floor
- B. LININGS**  
90mm decorative cornice throughout

## / LIGHTING & ELECTRICAL

- C. LIGHTING**  
Additional 10x downlights in lieu of bayonet lights
- D. ALARM**  
Alarm security system including 5 sensors

## / FLOORING

- E. INTERNAL GROUND FLOORING ^**  
Tiled flooring (up to 450mmx450mm) from builder's range to living areas as per standard plan

^Image shows 600mm x 600mm tiles



## / WINDOWS & DOORS

### A. FRONT ENTRY DOOR

Corinthian AWO 5G 2040mm high x 920mm wide entry door in painted finish

### B. ENTRY DOOR SECURITY

Gainsborough Freestyle Smart Trilock in satin chrome finish or matt black

### C. WINDOWS & DOORS

Recessed sliding doors to living & dining rooms adjoining alfresco

### D. FLYSCREENS

Nylon mesh flyscreens to all window openings

### E. LAUNDRY DOORS

Corinthian backdoor no.7 half glass door

### F. WARDROBE DOORS

2250mm high mirror robe doors to ground & first floor built in robes where applicable



## / LAUNDRY

### G. JOINERY

Melamine Matt 800mm wide base cabinet, 20mm stone benchtop with handles from the builder's range, soft close doors with base inset laundry sink 45L



## / BUILDING

### A. GAS BAYONET

One internal and external gas bayonet point (where gas is available)

### B. GARAGE FLOOR FINISH

Epoxy plain colour coating applied to garage floor. Only included single and double garage designs.

### C. WET AREA SLAB

Recessed wet areas throughout





1800 667 844 | [NORTHHOMES.COM.AU](https://www.northhomes.com.au)

\*Terms and conditions apply. The Luxury Lift promotion for \$6,990 is available on Signature Series homes only for deposits made from 02/03/26. This offer is not available in conjunction with any other offer unless agreed by North Homes. Only the items highlighted in this brochure are included in the Luxury Lift promotion for \$6,990. There are no credits for any items deleted from this promotion. Items are in addition to or in lieu of the Signature Series standard inclusions. North Homes reserves the right to withdraw this promotion at any time and without notice. For a detailed list of inclusions and exclusions, please speak to one of our friendly Sales Consultants. BL 374999C. Effective: 2<sup>nd</sup> March 2026.