BLUE'S SAFETY COLORING SHEET

Hope Gas

Blue wants to teach you how to **stay safe** around natural gas!



Thanks for joining Blue on this safety adventure! Remember these tips to stay safe and smart around natural gas. Have fun and be safe!

BE SAFE, BE SMART!

SAFETY TIPS:

Ask an Adult: Always ask a grown-up for help if you smell gas or if there's a problem with a natural gas appliance.

Stay Away: If you smell gas or hear hissing, leave the area quickly. Go to a safe place and tell an adult right away.

No Playing Near Pipes: Never play near pipes or vents where gas could leak.

Be a Safety Superhero: Remember, being safe means being a superhero! Protect yourself and others by following safety rules.



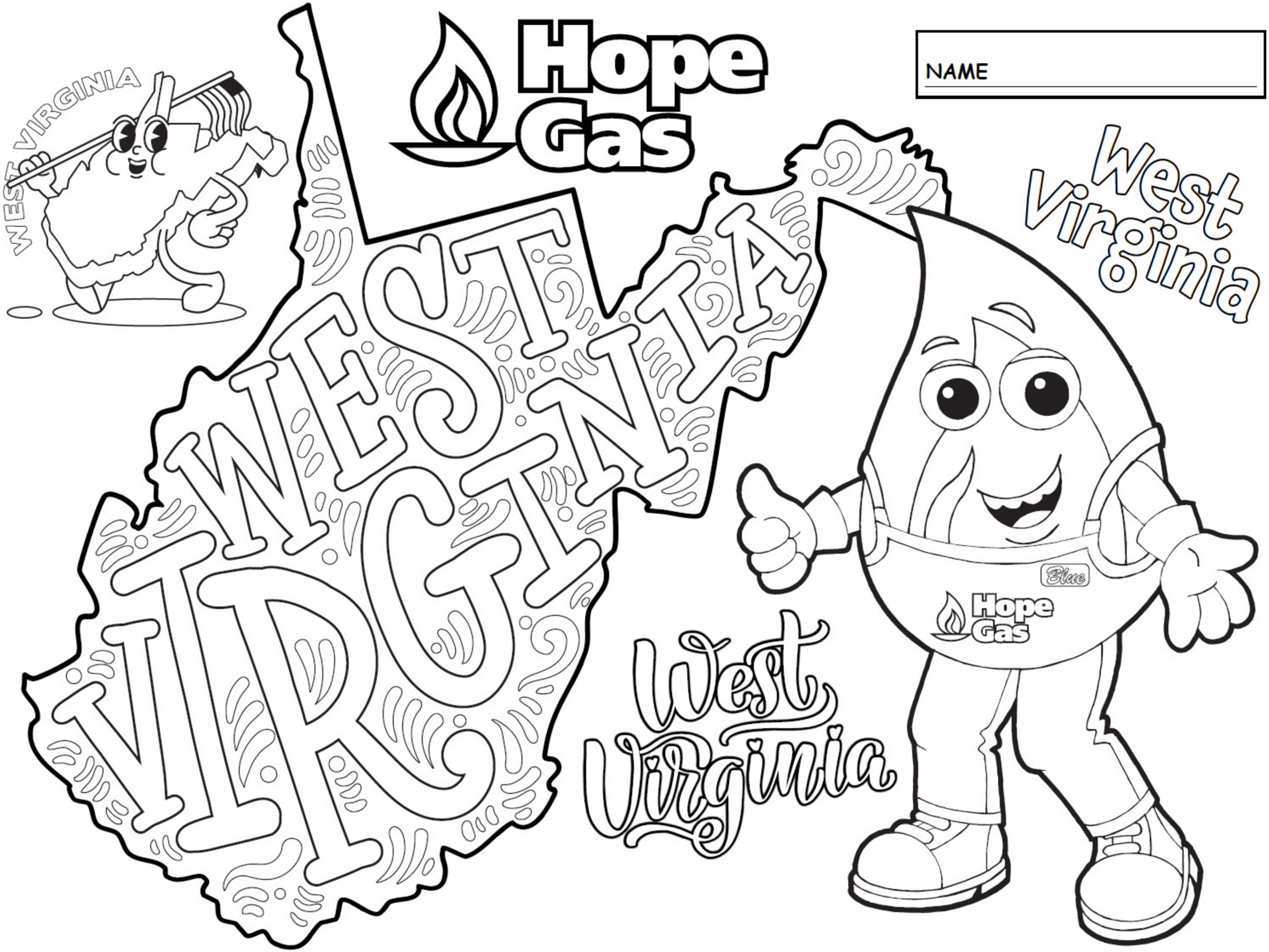
WEST VIRGINIA
Hope Gas
NAME
West Virginia
WEST VIRGINIA
West Virginia
Blue
Hope Gas


WEST VIRGINIA
Blue
Hope Gas

WORD SEARCH

Blue's Utility Words

B	L	U	E	L	T	Q	H	B	Y	J	S
S	A	F	E	T	Y	H	A	I	N	X	T
T	P	C	M	L	X	H	O	P	E	V	V
E	N	A	T	U	R	A	L	G	A	S	W
L	Q	H	K	T	S	M	E	L	L	O	D
L	Y	F	Z	Y	C	Y	C	A	L	L	I
S	H	O	V	E	L	F	L	N	R	C	G
X	F	A	X	R	G	Y	A	R	D	M	N



Find the following words in the puzzle.
Words are hidden ➔ and ↓

NATURALGAS
SAFETY
SHOVEL
SMELL
HOPE
YARD
CALL
BLUE
TELL
DIG

Help Blue Get to the Safety Flag!

MAZE

Mission - Blue must navigate a safe path through the yard to reach the Safety Flag before digging. Trace a safe path for blue while avoiding obstacles!





Spot the Difference with Blue

SPOT THE DIFFERENCE

Uh-oh! Something's different in these two pictures.

Can you find 7 things that have changed in the second picture? Circle each one.

Always call 811 before you dig



(1)Sign changed – DIG NOW! → CALL 811! (2)Roof color – Brown → Red (3)Butterfly color – Orange → Purple (4)Flower changed – Purple flower → Pink flower
(5)Blue's right hand – Pointing → Holding shovel (6)Blue's left hand – Empty → Holding phone (7)Dirt pile with shovel – On grass → Missing