




R-50iA Controller

FANUC

	R-50iA Controller / A-Cabinet	R-50iA Controller / B-Cabinet	R-50iA Mate Controller	
				
Rated Supply Voltage	200V AC to 575V AC +10% - 15% 50/60Hz ±1Hz, 3-Phase		200V AC to 240V AC +10% - 15% 50/60Hz ±1Hz, 1-Phase	200V AC to 240V AC +10% - 15% 50/60Hz ±1Hz, 3-Phase
Mass of Controller (kg)	120 to 140*1)	160 to 180*1)	35	40
Dimensions (W×D×H mm)	600×470×500	600×550×950	470×322×400*1)	470×402×400*1)
Overvoltage Category / Pollution Degree	Overvoltage Category III, Pollution degree 3, IEC60664-1, IEC/EN/UL61010-1			
Protection Class	IP54			
Safety Function	Emergency stop function Position/Speed check function		PL=e, Cat4 (ISO13849-1) SIL3 (IEC61508) PL=d, Cat3 (ISO13849-1) SIL2 (IEC61508)	
External Memory	USB, SD			
Field Network	Ethernet, FL-net, DeviceNet, PROFIBUS, PROFINET, CC-Link, CC-Link IE, EtherNet/IP, EtherCAT			

Supported Robot Model

Robot Model	R-50iA Controller / A-Cabinet	R-50iA Controller / B-Cabinet	R-50iA Mate Controller
LR Mate	○ *2)	○ *2)	○
ARC Mate	○	○	○
M-10	○	○	○
M-20	○	○	○
M-710	○	○	-
M-800	○	○	-
R-1000	○	○	-
R-2000	○	○	-
M-900	○	○	-
M-910	-	○	-
M-1000	○	○	-
M-2000	○	○	-
M-410	○	○	-
DR	○	-	○
CR	○	-	-

NOTE 1) These values differ depending on the robot model.
NOTE 2) Excludes LR10 family and LR14