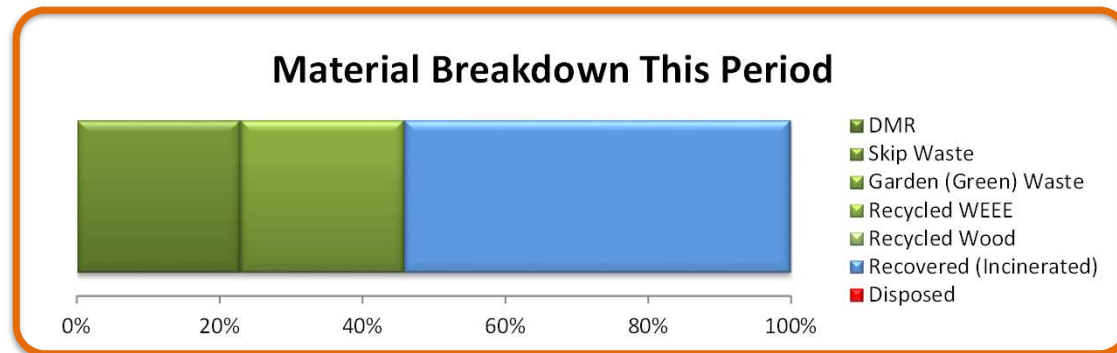
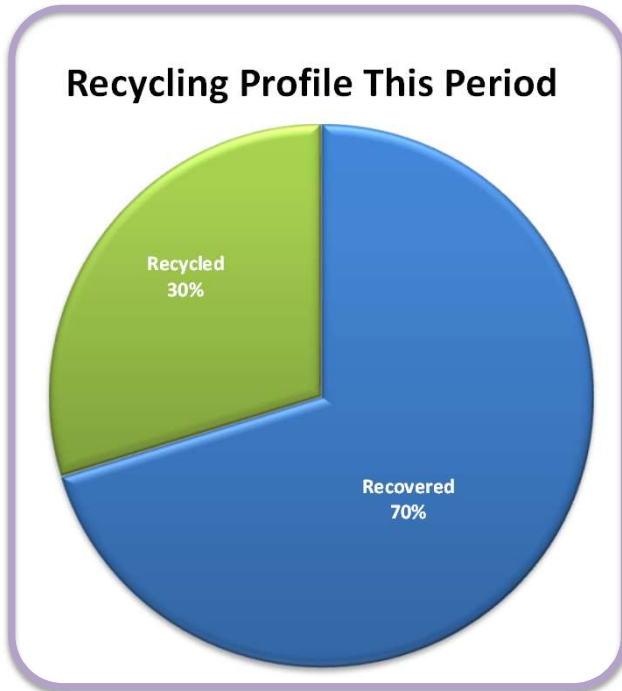
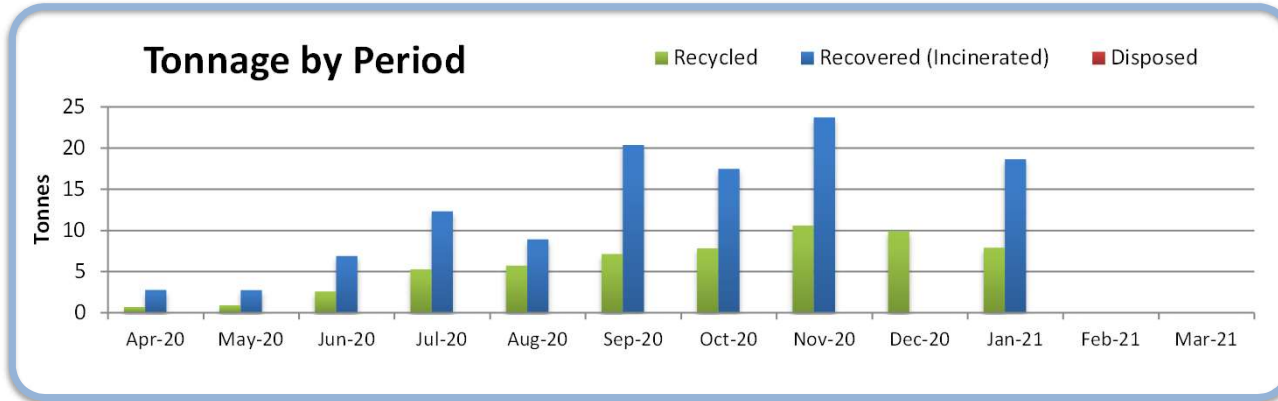


# Waste Management Report

**Period 10 (2020/21)**

01 January 2021 to 31 January 2021

#



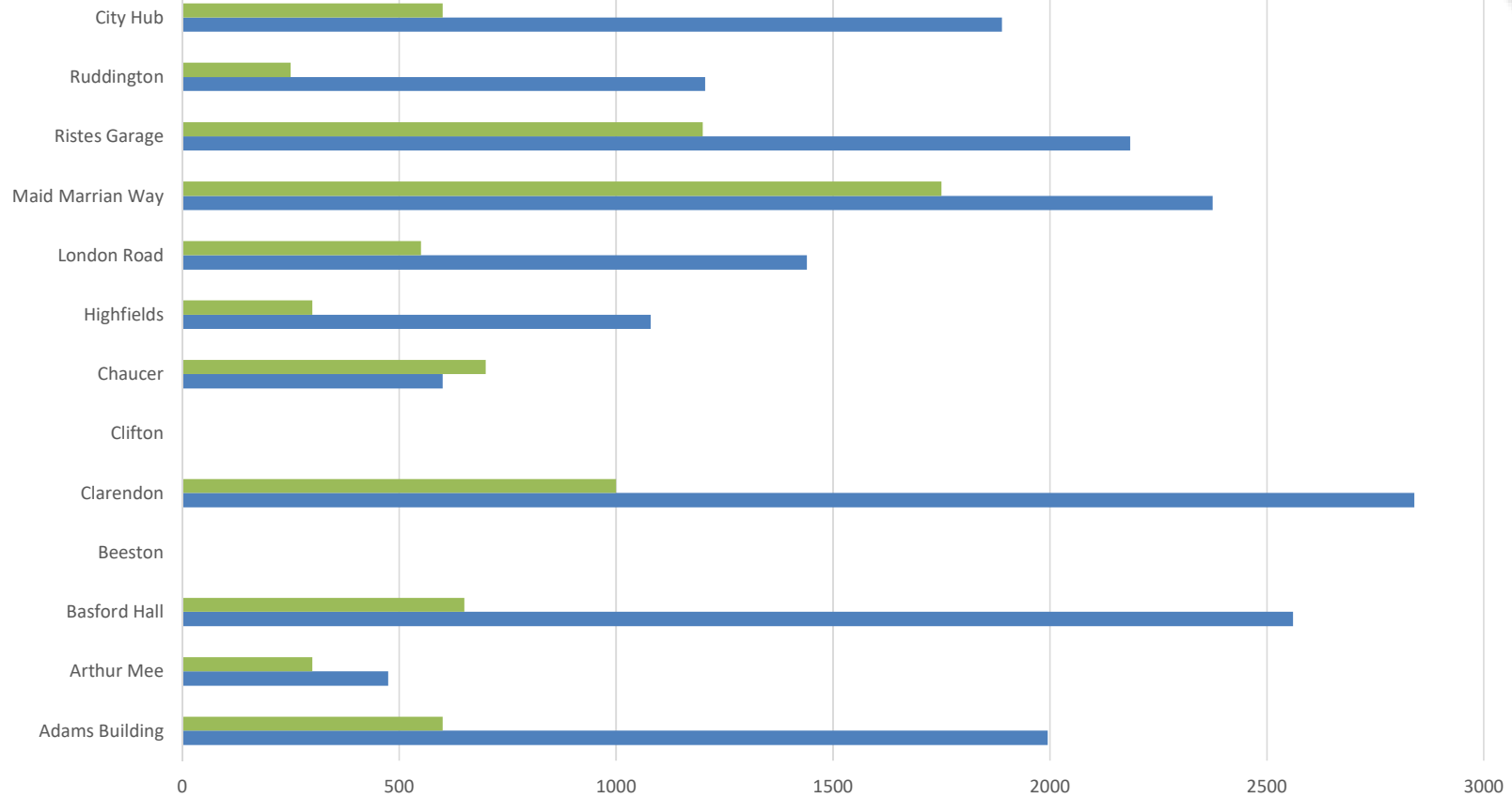
Your recycled or recovered rate for this period is **100.0%**

Year to date this is **#VALUE!**

		Apr-20	May-20	Jun-20	Jul-20	Aug-20	Sep-20	Oct-20	Nov-20	Dec-20	Jan-21	Feb-21	Mar-21	Total
Recycled	General (bins) Weight (t)	2.77	2.75	6.90	12.31	8.91	20.36	17.49	23.72	#VALUE!	18.65	0.00	0.00	#VALUE!
	DMR (Bins) Weight (t)	0.69	0.91	2.58	5.27	5.71	7.14	7.82	10.60	9.90	7.90	0.00	0.00	58.49
	Bulky Weight (t)													0.00
	WEEE Scrap Weight (t)													0.00
	Skip Weight (t)	0.00	0.00	0.00	0.00	0.00	0.00	0.00	0.00	0.00	0.00	0.00		0.00
Recycled	Subtotal Weight (t)	0.69	0.91	2.58	5.27	5.71	7.14	7.82	10.60	9.90	7.90	0.00	0.00	58.49
Recovered	Subtotal Weight (t)	2.77	2.75	6.90	12.31	8.91	20.36	17.49	23.72	#VALUE!	18.65	0.00	0.00	#VALUE!
Disposed	Subtotal Weight (t)	0.00	0.00	0.00	0.00	0.00	0.00	0.00	0.00	0.00	0.00	0.00	0.00	0.00
Combined	Total Weight (t)	3.45	3.65	9.48	17.58	14.62	27.50	25.30	34.32	#VALUE!	26.55	0.00	0.00	#VALUE!

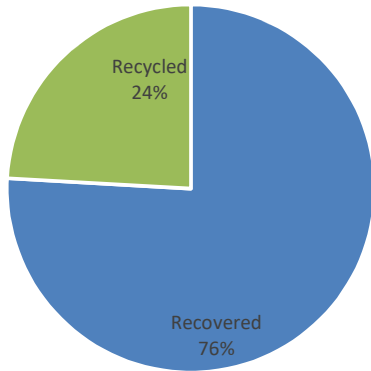
#

Waste collected by site this period

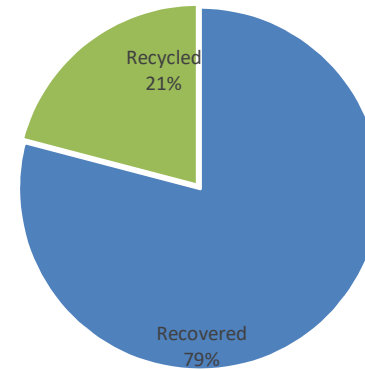


	Adams Building	Arthur Mee	Basford Hall	Beeston	Clarendon	Clifton	Chaucer	Highfields	London Road	Maid Marrian Way	Ristes Garage	Ruddington	City Hub
■ Recycled Waste	600	300	650	0	1000	0	700	300	550	1750	1200	250	600
■ General Waste	1995	475	2560	0	2840	0	600	1080	1440	2375	2185	1205	1890

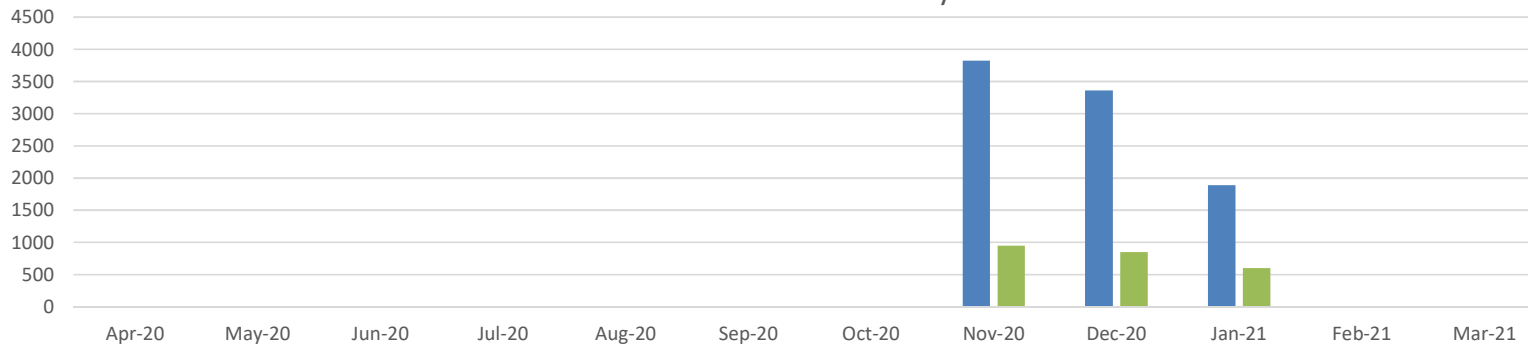
Hadyn Road site this period



Haydn Road YTD

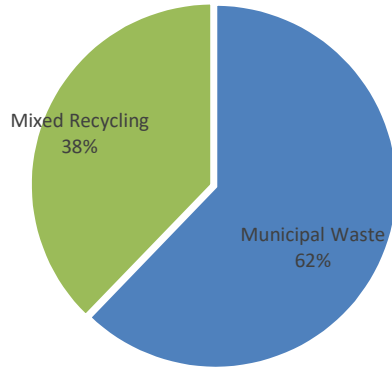


Overall waste collected at this site by month

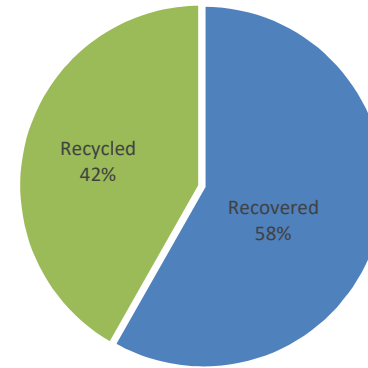


	Apr-20	May-20	Jun-20	Jul-20	Aug-20	Sep-20	Oct-20	Nov-20	Dec-20	Jan-21	Feb-21	Mar-21
General Waste	0	0	0	0	0	0	0	3825	3360	1890		
Recycled Waste	0.0	0	0	0	0	0	0	950	850	600		

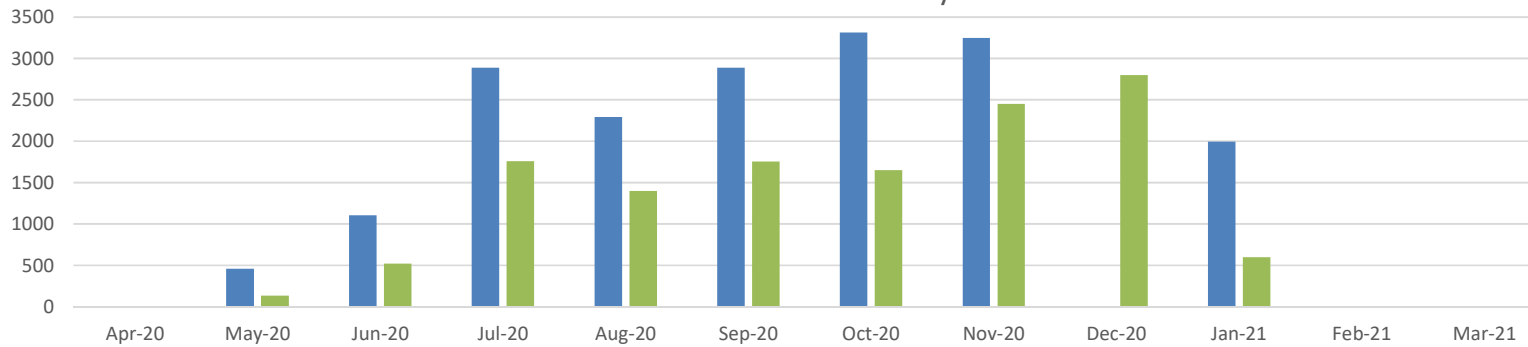
Adams Building this period



Adams Building YTD

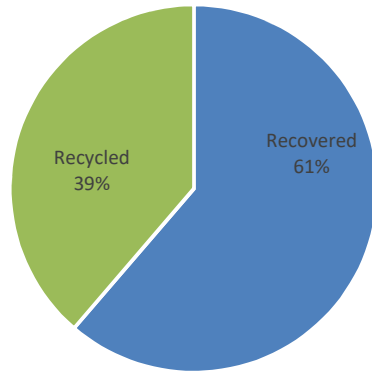


Overall waste collected at this site by month

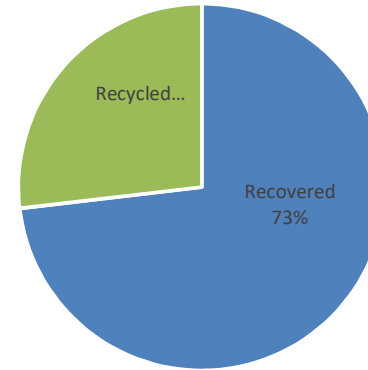


	Apr-20	May-20	Jun-20	Jul-20	Aug-20	Sep-20	Oct-20	Nov-20	Dec-20	Jan-21	Feb-21	Mar-21
General Waste	0	460	1105	2890	2295	2890	3315	3250	0	1995		
Recycled Waste	0.0	135	520	1760	1400	1755	1650	2450	2800	600		

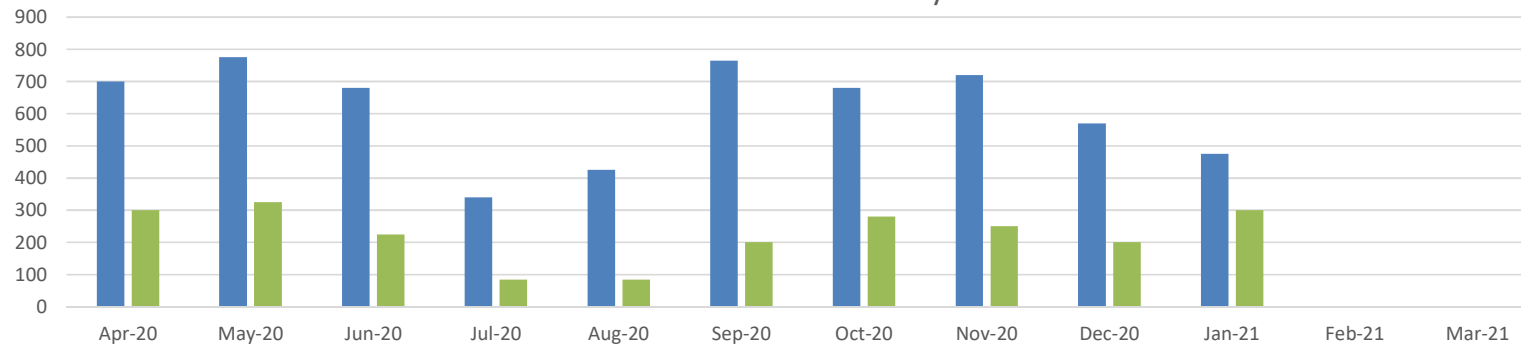
Arthur Mee site this period



Arthur Mee YTD

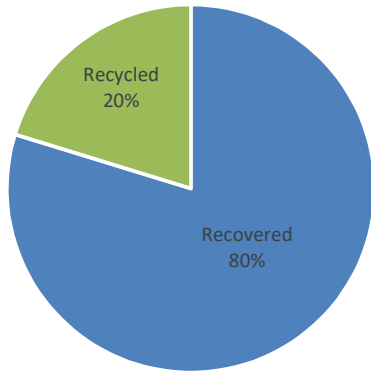


Overall waste collected at this site by month

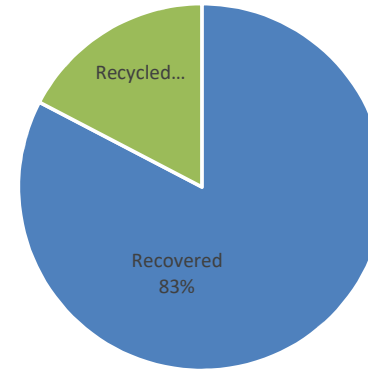


	Apr-20	May-20	Jun-20	Jul-20	Aug-20	Sep-20	Oct-20	Nov-20	Dec-20	Jan-21	Feb-21	Mar-21
General Waste	700	775	680	340	425	765	680	720	570	475		
Recycled Waste	300.0	325	225	85	85	200	280	250	200	300		

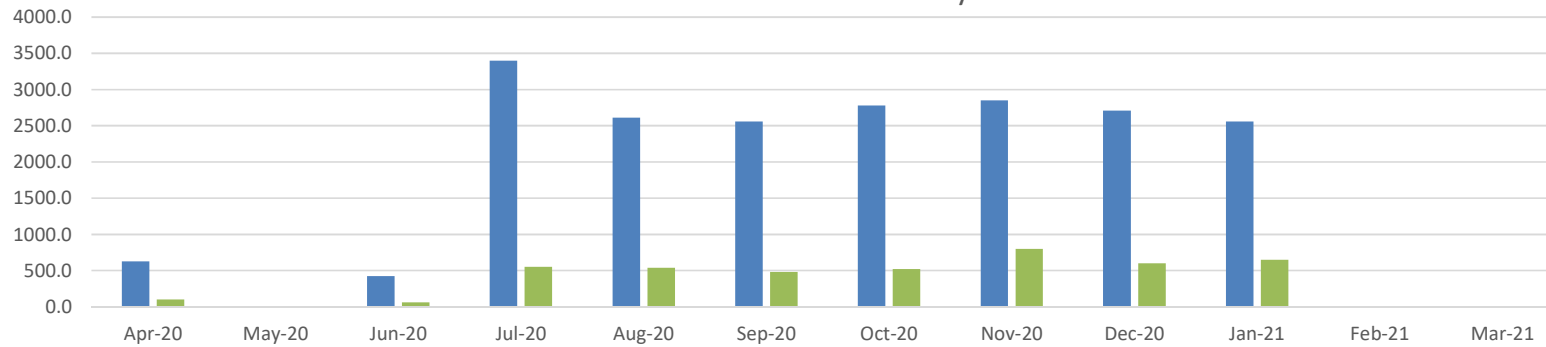
Basford site this period



Basford YTD

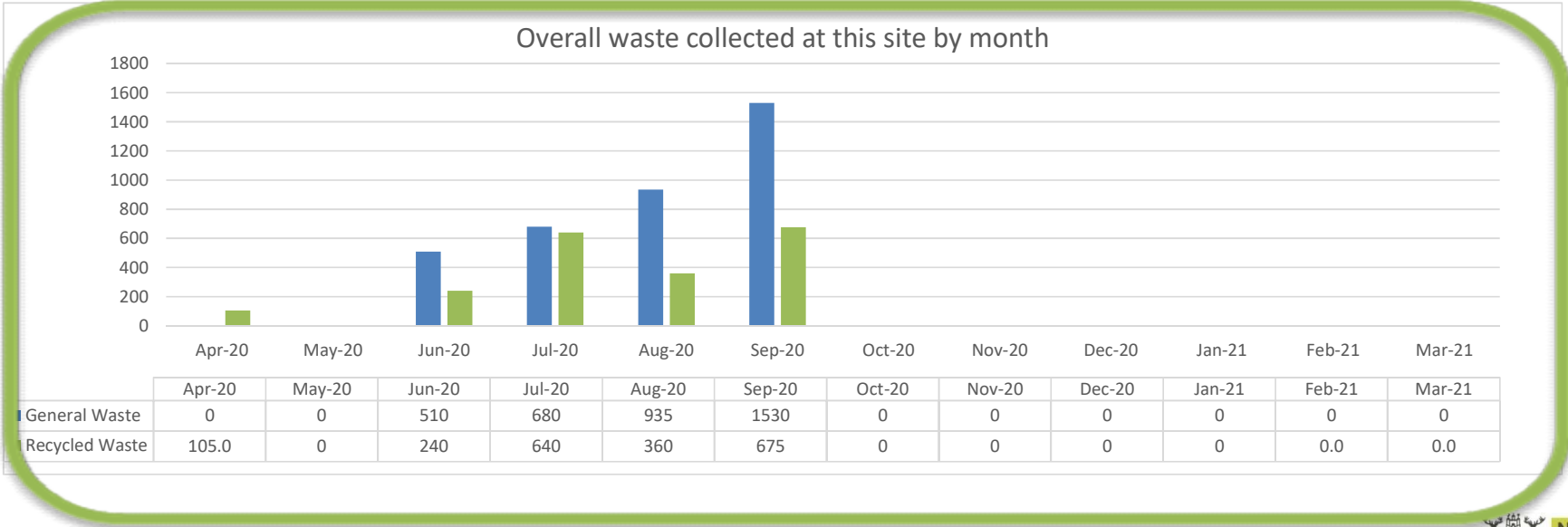
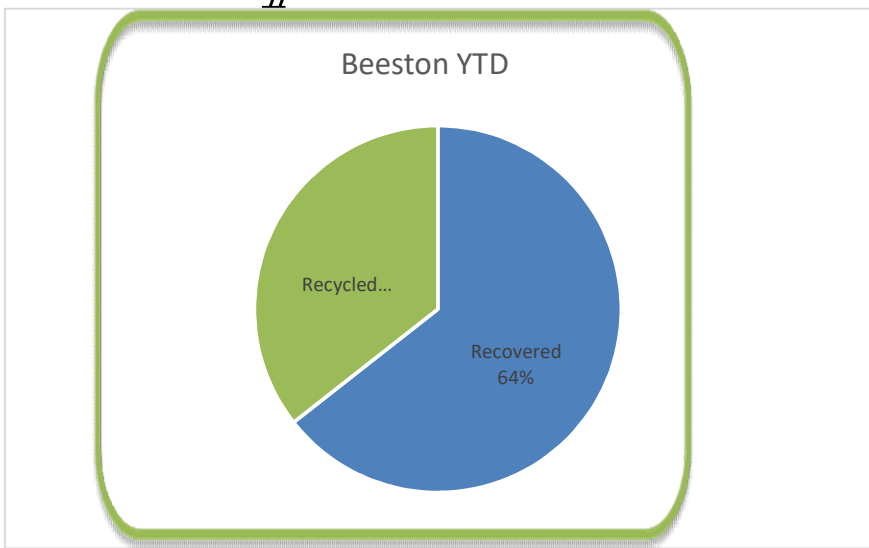


Overall waste collected at this site by month

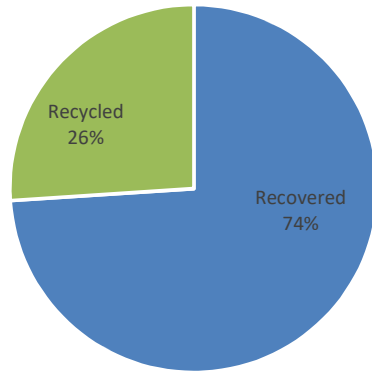


	Apr-20	May-20	Jun-20	Jul-20	Aug-20	Sep-20	Oct-20	Nov-20	Dec-20	Jan-21	Feb-21	Mar-21
General Waste	625.0	0	425	3400	2608	2560	2780	2850	2706	2560		
Recycled Waste	100.0	0	60	550	540	480	520	800	600	650		

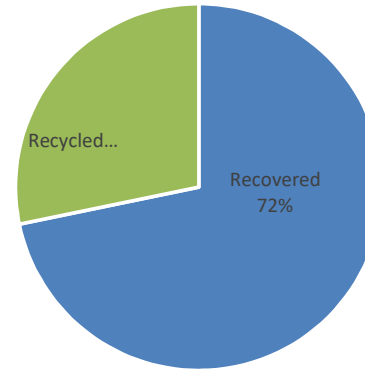




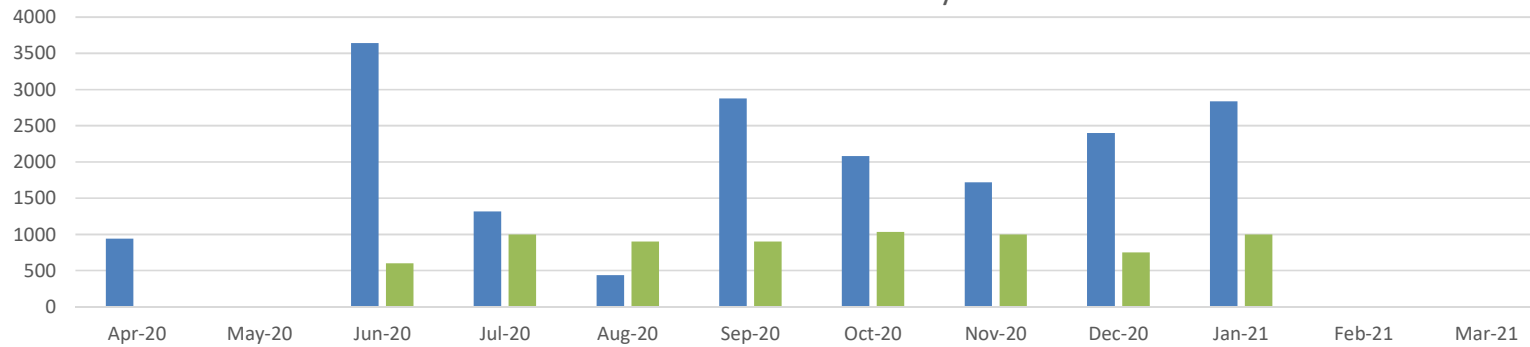
Clarendon site this period



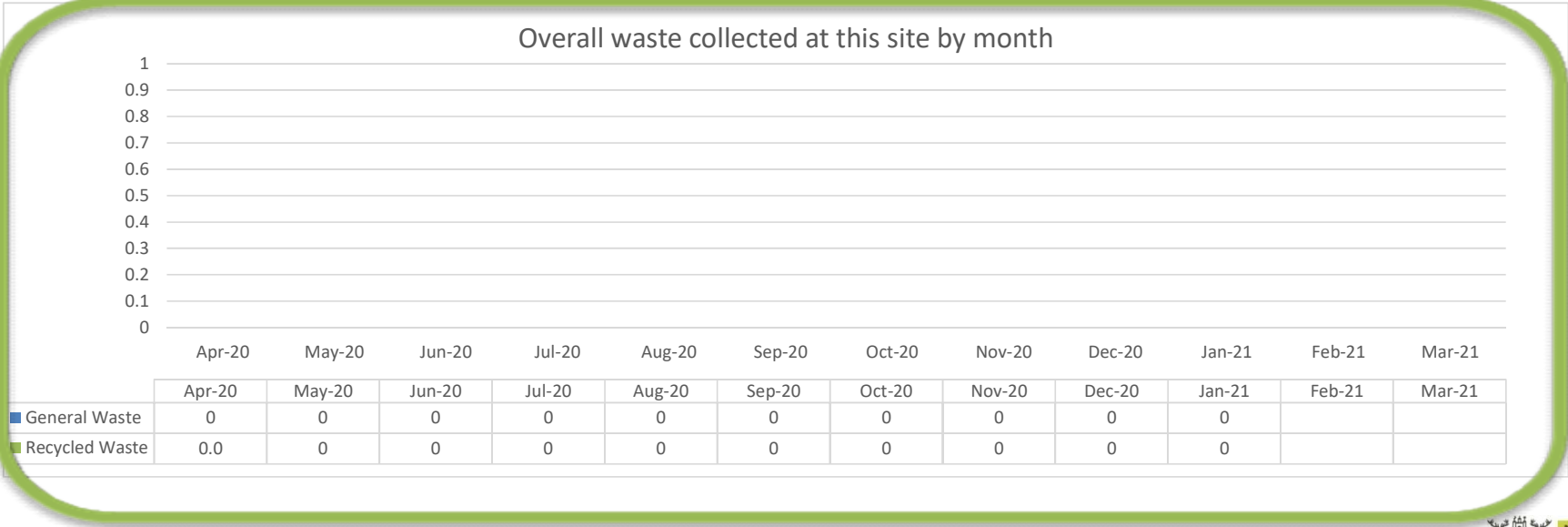
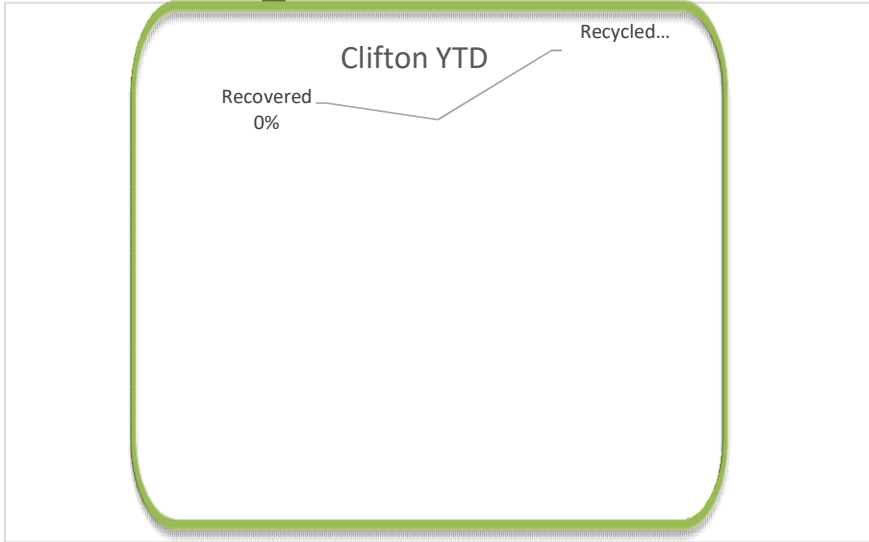
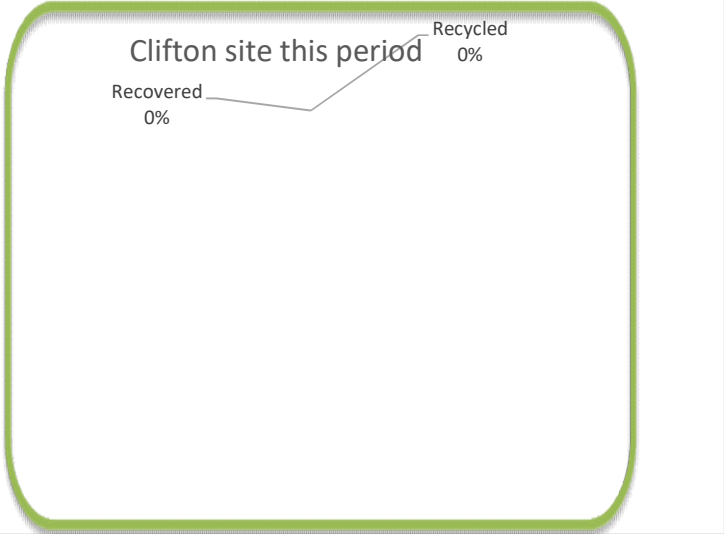
Clarendon YTD



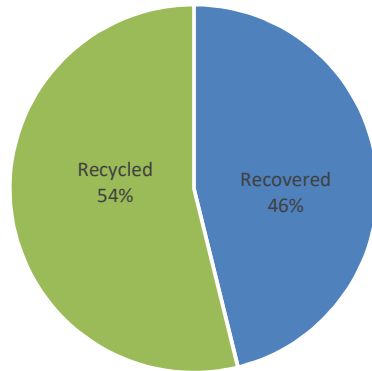
Overall waste collected at this site by month



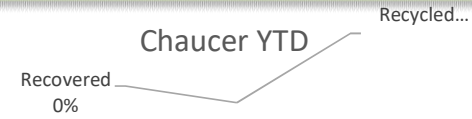
	Apr-20	May-20	Jun-20	Jul-20	Aug-20	Sep-20	Oct-20	Nov-20	Dec-20	Jan-21	Feb-21	Mar-21
General Waste	940	0	3640	1320	440	2880	2080	1720	2400	2840		
Recycled Waste	0.0	0	600	1000	900	900	1035	1000	750	1000		



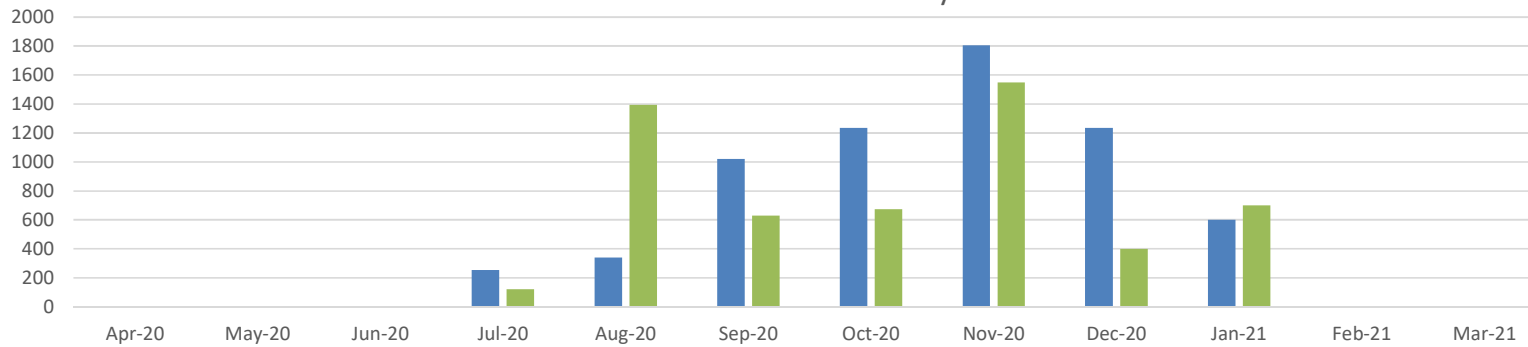
Chaucer site this period



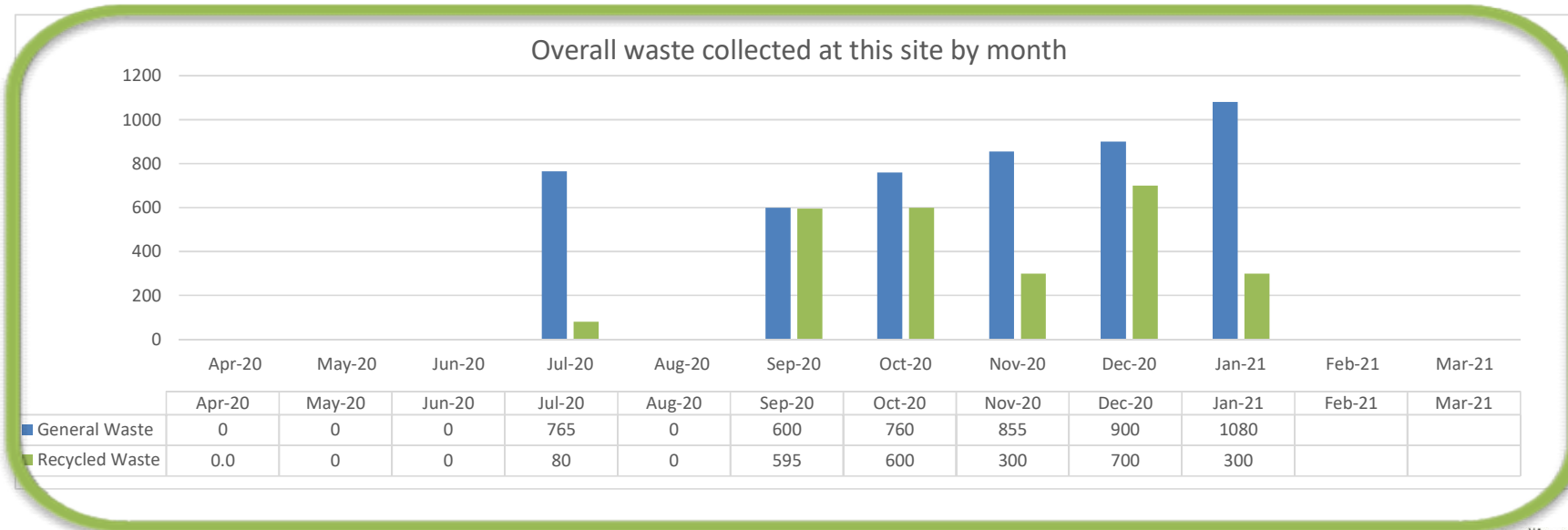
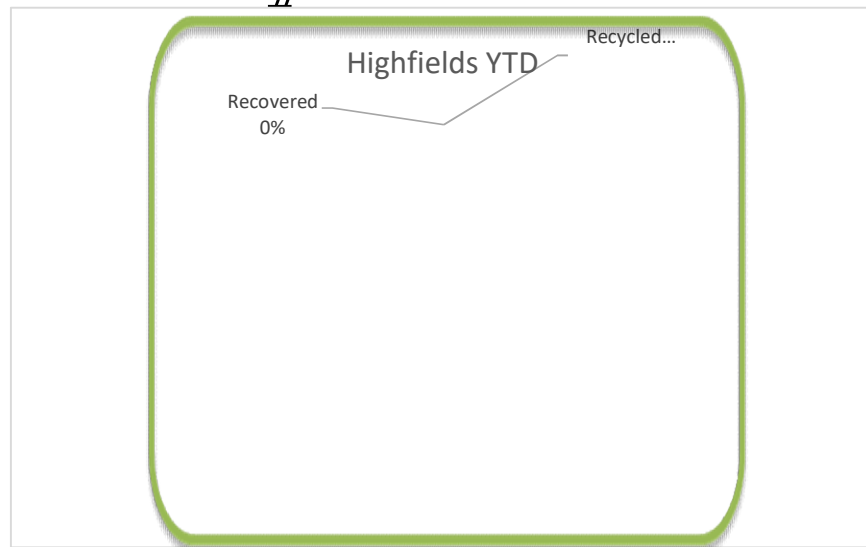
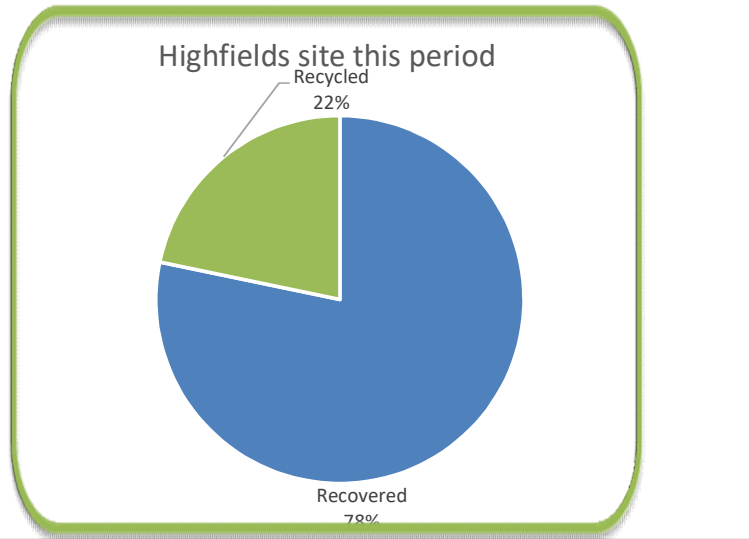
Chaucer YTD



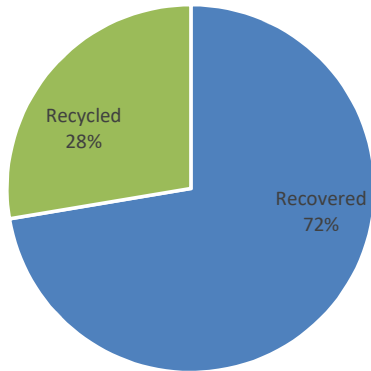
Overall waste collected at this site by month



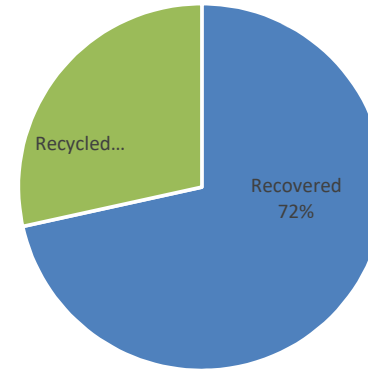
	Apr-20	May-20	Jun-20	Jul-20	Aug-20	Sep-20	Oct-20	Nov-20	Dec-20	Jan-21	Feb-21	Mar-21
General Waste	0	0	0	255	340	1020	1235	1805	1235	600		
Recycled Waste	0.0	0	0	120	1395	630	675	1550	400	700		



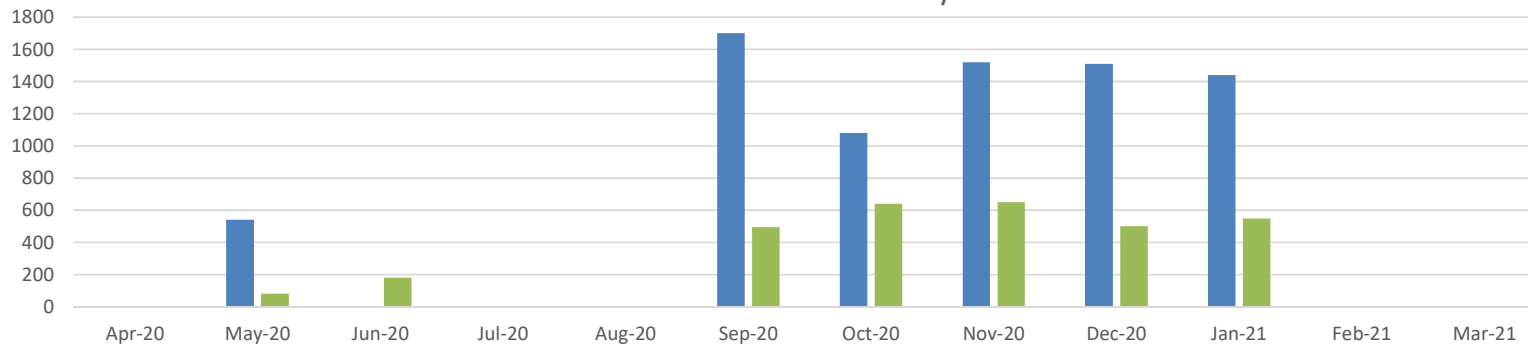
London Rd site this period



London Rd YTD

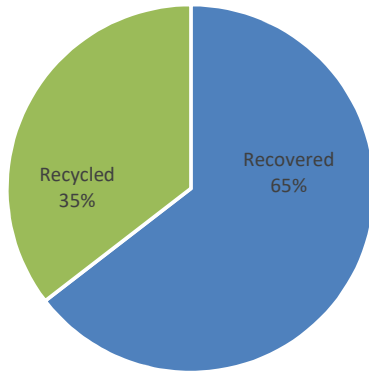


Overall waste collected at this site by month

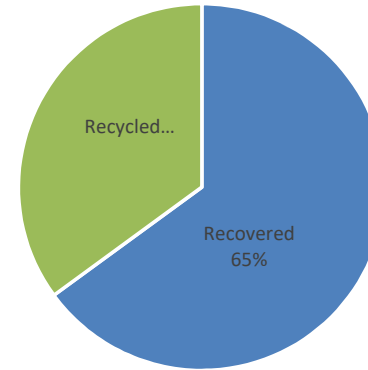


	Apr-20	May-20	Jun-20	Jul-20	Aug-20	Sep-20	Oct-20	Nov-20	Dec-20	Jan-21	Feb-21	Mar-21
General Waste	0	540	0	0	0	1700	1080	1520	1510	1440		
Recycled Waste	0.0	80	180	0	0	495	640	650	500	550		

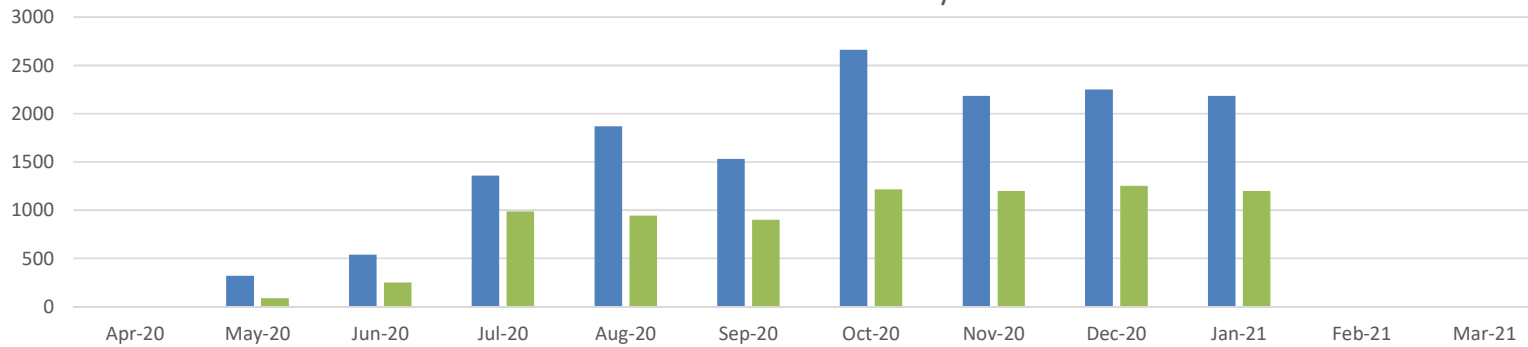
Ristes Place site this period



Ristes YTD

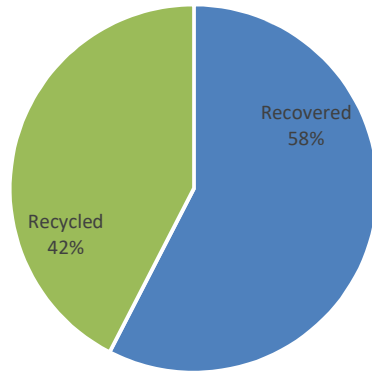


Overall waste collected at this site by month

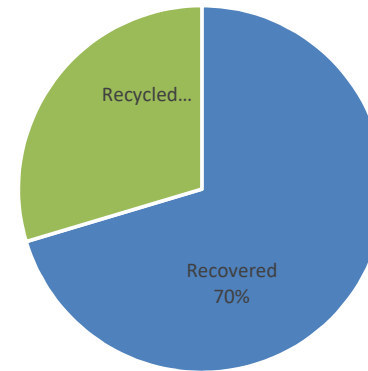


	Apr-20	May-20	Jun-20	Jul-20	Aug-20	Sep-20	Oct-20	Nov-20	Dec-20	Jan-21	Feb-21	Mar-21
General Waste	0	320	540	1360	1870	1530	2660	2185	2250	2185		
Recycled Waste	0.0	90	250	990	945	900	1215	1200	1250	1200		

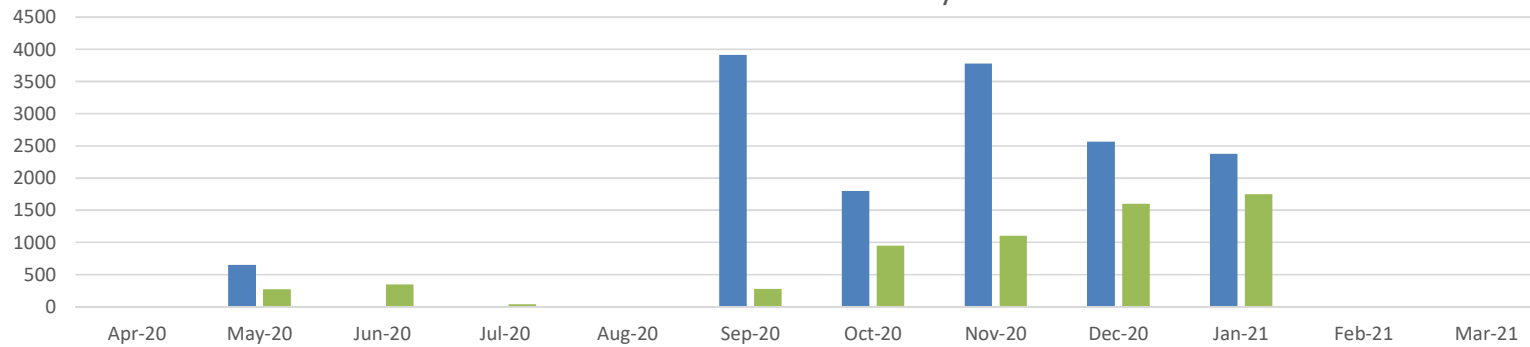
Maid Marrian site this period



Maid Marrian YTD



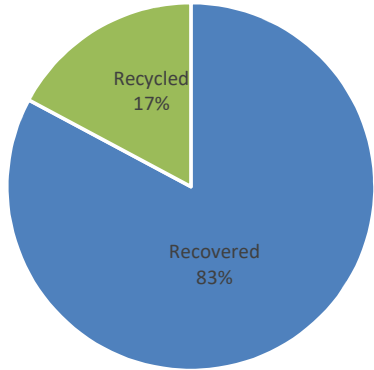
Overall waste collected at this site by month



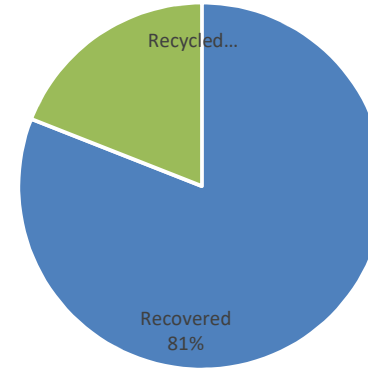
	Apr-20	May-20	Jun-20	Jul-20	Aug-20	Sep-20	Oct-20	Nov-20	Dec-20	Jan-21	Feb-21	Mar-21
General Waste	0	650	0	0	0	3910	1800	3780	2565	2375	0	
Recycled Waste	0.0	275	350	40	0	280	950	1100	1600	1750	0.0	



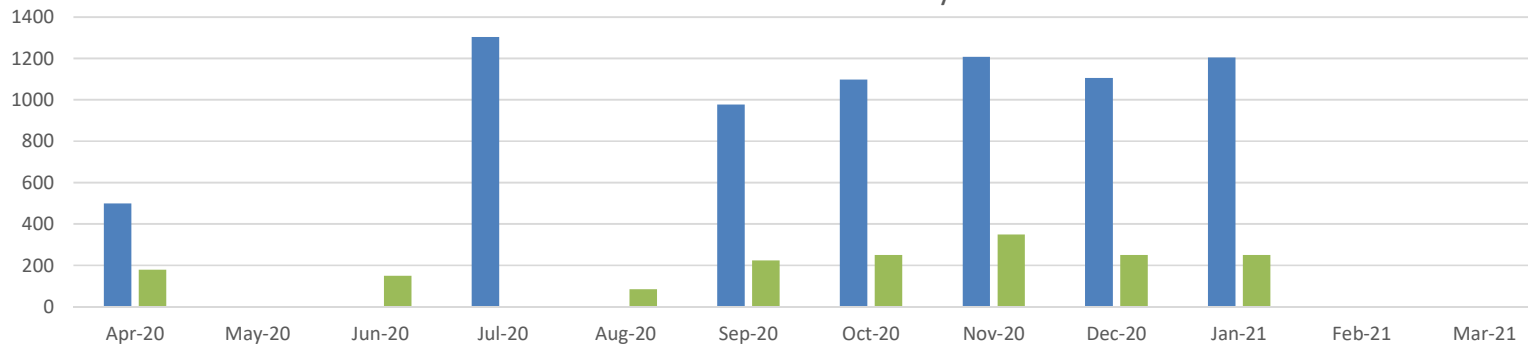
Ruddington site this period




RuddingtonYTD



Overall waste collected at this site by month



	Apr-20	May-20	Jun-20	Jul-20	Aug-20	Sep-20	Oct-20	Nov-20	Dec-20	Jan-21	Feb-21	Mar-21
General Waste	500	0	0	1304	0	978	1098	1209	1106	1205		
Recycled Waste	180.0	0	150	0	85	225	250	350	250	250		

An empty rounded rectangular box with a thick green border, intended for a signature or stamp.An empty rounded rectangular box with a thick green border, intended for a signature or stamp.A large empty rounded rectangular box with a thick green border, intended for a signature or stamp.

# Waste Management Report

**Nottingham City Council**  
**Commercial & Neighbourhood Services**  
Eastcroft Depot  
London Road  
Nottingham  
NG2 3AH

**0115 915 2111**  
**commercial.waste@nottinghamcity.gov.uk**

**Victoria Simpson**  
Account Manager  
07939 283 941  
victoria.simpson@nottinghamcity.gov.uk

**Andrew Beighton**  
Commercial Waste & Recycling Business Manager  
0115 876 5782 / 07507 541 035  
andrew.beighton@nottinghamcity.gov.uk

## Disclaimer

This report has been prepared Nottingham City Council's waste management system.

Although we have endeavoured to ensure that the services provided by us and our contractors have been recorded fully on the system, there may be circumstances where some information is missing (e.g. if the contractor has not yet notified us of the weight of the material uplifted). The information would therefore be missing from this report, but would be included in subsequent reports.

Where materials are not directly weighed industry averages are used to estimate the weights for each uplift.

This report should not be used as a substitute for any invoices or credit notes that Nottingham city Council has sent or will send you.

			Collected					
Site	Service	Apr-20	May-20	Jun-20	Jul-20	Aug-20	Sep-20	
Adams Building	Kings Place and St Marys Gate	Municipal Waste	0	460	1105	2890	2295	2890
		Mixed Recycling	0.0	135	520	1760	1400	1755
Arthur Mee	Church Street, StaplefordNG9 8GA	Municipal Waste	700	775	680	340	425	765
		Mixed Recycling	300.0	325	225	85	85	200
Basford Hall	Stockhill Lane, Basford, NG8 6AQ	Municipal Waste	625.0	0	425	3400	2608	2560
		General Waste	50	0	45	900	500	650
		Mixed Recycling	100.0	0	60	550	540	480
Beeston	High Road, Beeston, NG9 4AJ	Municipal Waste	0	0	510	680	935	1530
site closed		Mixed Recycling	105.0	0	240	640	360	675
Clarendon	Pelham Avenue, NG5 1AL	Municipal Waste	940	0	3640	1320	440	2880
		Mixed Recycling	0.0	0	600	1000	900	900
Clifton	Farnborough Road, Clifton, NG11 8LU	Municipal Waste	0	0	0	0	0	0
		Mixed Recycling	0.0	0	0	0	0	0
Chaucer	Chaucer Street, NG1 5LP	Municipal Waste	0	0	0	255	340	1020
		Mixed Recycling	0.0	0	0	120	1395	630
Highfields	Jess Boot Avenue, NG7 2RU	Municipal Waste	0	0	0	765	0	600
		Mixed Recycling	0.0	0	0	80	0	595
London Road	London Road, NG2 3AH	Municipal Waste	0	540	0	0	0	1700
		Mixed Recycling	0.0	80	180	0	0	495
Maid Marrian Way	Maid Marian Way, NG1 6AB	Municipal Waste	0	650	0	0	0	3910
		Mixed Recycling	0.0	275	350	40	0	280
Ristes Garage	(rear of Stoney Street)	Municipal Waste	0	320	540	1360	1870	1530
		Mixed Recycling	0.0	90	250	990	945	900
Ruddington	Ruddington Fields Business Park, Ruddington, NG11 6JZ	Municipal Waste	500	0	0	1304	0	978
		Mixed Recycling	180.0	0	150	0	85	225
City Hub	Canal Street, Nottingham	Municipal Waste	0	0	0	0	0	0
		Mixed Recycling	0.0	0	0	0	0	0

Year to Date Waste Analysis

d weight

Oct-20	Nov-20	Dec-20	Jan-21	Feb-21	Mar-21	Total
3315	3250	3895+06:032	1995			18200
1650	2450	2800	600			13070.0
680	720	570	475			6130
280	250	200	300			2250.0
2780	2850	2706	2560			20514.0
660	680	1140	200			4825
520	800	600	650			4300.0
0	0	0	0	0	0	3655
0	0	0	0	0.0	0.0	2020.0
2080	1720	2400	2840			18260
1035	1000	750	1000			7185.0
0	0	0	0			0
0	0	0	0			0.0
1235	1805	1235	600			6490
675	1550	400	700			5470.0
760	855	900	1080			4960
600	300	700	300			2575.0
1080	1520	1510	1440			7790
640	650	500	550			3095.0
1800	3780	2565	2375	0		15080
950	1100	1600	1750	0.0		6345.0
2660	2185	2250	2185			14900
1215	1200	1250	1200			8040.0
1098	1209	1106	1205			7400
250	350	250	250			1740.0
0	3825	3360	1890			9075
0	950	850	600			2400.0